



# Alfa Laval Unique SSSV

## Single seat valves

### Introduction

The Alfa Laval Unique SSSV is a versatile, reliable and small pneumatic single seat valve with a single contact surface between the plug and the seat to minimize the risk of contamination.

Its compact, modular and hygienic design meets the highest process demands in terms of hygiene and safety. Built as the well-proven Alfa Laval Unique SSV platform, it is fast-acting and handles dosing and small flow rates in hygienic applications.

Few moving parts ensure easy maintenance, high reliability, and low total cost of ownership. A wide range of optional features enables customization to specific process requirements.

### Application

This Unique SSSV is designed for uninterrupted production or dosing of small product flows in a broad range of hygienic applications across the dairy, food, brewery, beverage, and many other industries.

### Benefits

- Exceptional valve hygiene and durability
- Superior cleanability – smooth inner valve body without crevices
- Extended seal life due to the defined seal compression
- Enhanced product safety due to the static seal leak detection
- Protection against full vacuum due to the double lip seal
- Fast-acting

### Standard design

The Alfa Laval Unique SSSV is available in a one- or two-body configuration, with easy-to-configure valve bodies, elastomer-free PVDF plugs, static sealing, actuator or manual mechanism, and clamp rings. It is available in DN/OD 12.7 mm ( $\frac{1}{2}$ "") and 19 mm ( $\frac{3}{4}$ "") versions.

The valve is assembled when delivered. Valve housing is either supplied with standard weld or clamp ends, and it is assembled by means of clamp rings. The piston and valve plug in PVDF have threaded connections.

The Unique SSSV can be configured as a manually operated valve or a pneumatic valve. It can also be configured as a shutoff valve or as a changeover valve, each with two to five ports.

The valve seals are optimized for durability and long service life through a defined compression design. The actuator is connected to the valve body using a yoke, and all components are assembled with clamp rings.

The valve can also be fitted with the Alfa Laval ThinkTop V50 and V70 for sensing and control of the valve.

Using the Alfa Laval Anytime configurator, it is easy to customize to meet virtually any process requirement.



### Working principle

The Alfa Laval Unique SSSV is operated either manually by means of cranking mechanism or by means of compressed air from a remote location. For a pneumatic valve, the actuator smooths operation and protects process lines against pressure peaks. The valve can be controlled using an Alfa Laval ThinkTop®.

### Certificates



Authorized to carry the 3A symbol

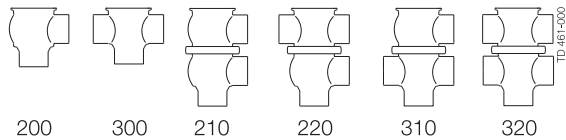
## TECHNICAL DATA

Temperature	
Temperature range:	-10°C to +140°C (EPDM)

Pressure	
Max. product pressure:	1000 kPa (10 bar)
Min. product pressure:	Full vacuum
Air pressure:	100 to 700 kPa (1 to 7 bar)

### Valve Body Combinations



### Actuator function

- Pneumatic downward movement, spring return (NO).
- Pneumatic upward movement, spring return (NC).
- Manually operated.

Air consumption (litres free air) for one stroke	
Size:	12.7-19 mm
Stop valve/Change-over valve:	0.06 x Air pressure (bar)
Actuator function:	NO and NC

## PHYSICAL DATA

Materials	
Product wetted steel parts:	Acid-resistant steel 1.4404 (316L)
Other steel parts:	Stainless steel 1.4307 (304L)
External surface finish:	Semi-bright (blasted)
Internal surface finish:	$Ra \leq 0.5\mu m$
Product wetted seals:	EPDM
Other seals:	NBR
Plug:	PVDF

### Options

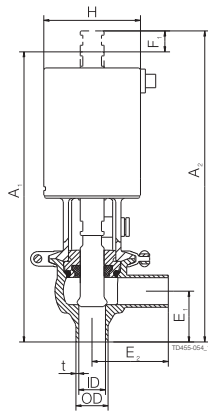
- A. Adapter for IndiTop, ThinkTop and ThinkTop Basic.
- B. Control and Indication: IndiTop, ThinkTop or ThinkTop Basic.
- C. Product wetted seals of HNBR or FPM.
- D. Stainless steel seal disc replacing standard lip seal.
- E. Clamp with wingnut.
- F. Clamp connection.

### Notel

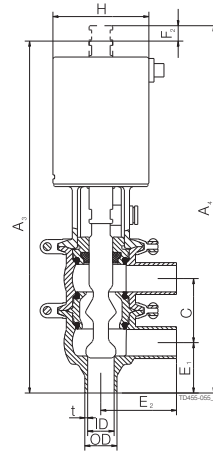
For further details, see also ESE01563 and instruction IM 70860.

Semi-Maintainable actuator comes with 5 year warranty

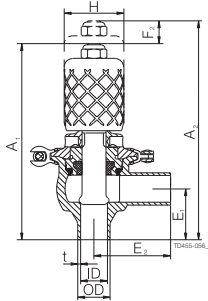
Dimensions (mm)



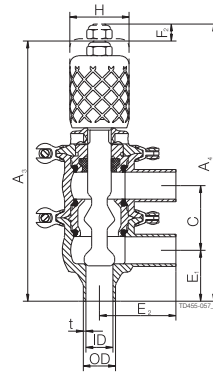
Stop valve



Change over valve



Manual stop valve



Manual change-over valve

Nominal Size	Remote-controlled DN/OD		Manually operated DN/OD	
	12.7mm	19mm	12.7mm	19mm
A <sub>1</sub>	172.2	171.2	109.7	112.7
A <sub>2</sub>	179.2	182.2	116.7	123.7
A <sub>3</sub>	200.2	209.2	141.7	150.7
A <sub>4</sub>	207.2	220.2	148.7	161.7
C	32.3	38.1	32.3	38.1
OD	12.7	19.0	12.7	19.0
ID	9.5	15.8	9.5	15.8
t	1.6	1.6	1.6	1.6
E <sub>1</sub>	29.8	29.9	29.8	29.9
E <sub>2</sub>	45.0	45.0	45.0	45.0
F <sub>1</sub>	7.0	11.0	7.0	11.0
F <sub>2</sub>	7.0	11.0	7.0	11.0
H	57.0	57.0	35.0	35.0
Weight (kg) - Stop valve	1.07	1.10	0.5	0.53
Weight (kg) - Change-over valve	1.36	1.41	0.8	0.85

(900-233)

**Please note!**

**Opening/closing time will be affected by the following:**

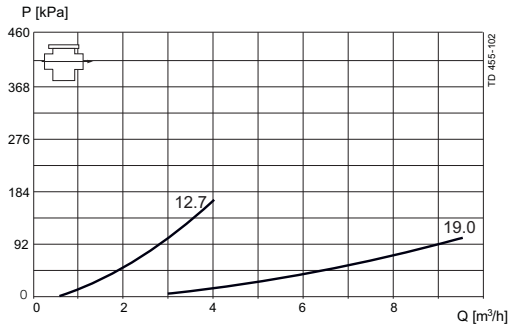
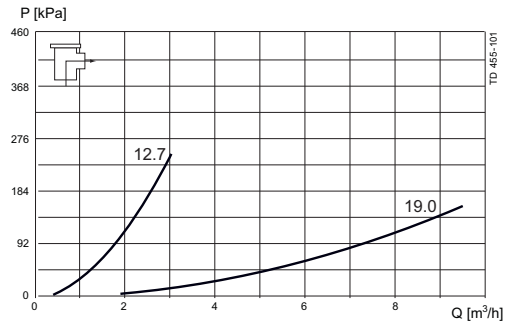
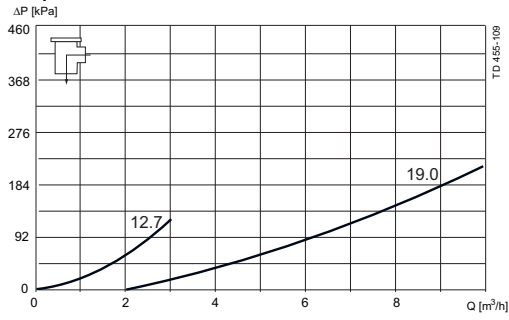
- The air supply (air pressure).
- The length and dimensions of the air hoses.
- Number of valves connected to the same air hose.
- Use of single solenoid valve for serial connected air actuator functions.
- Product pressure.

**Air Connections Compressed air:**

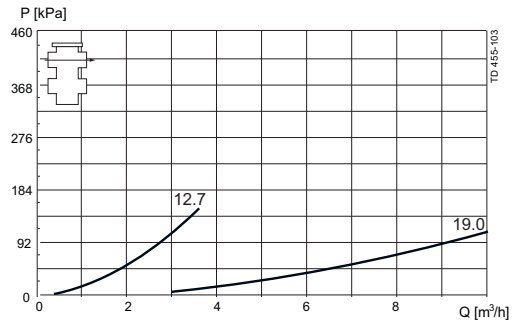
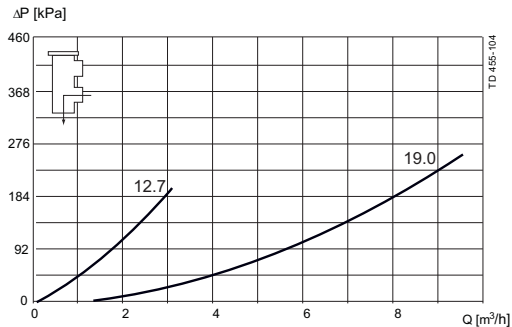
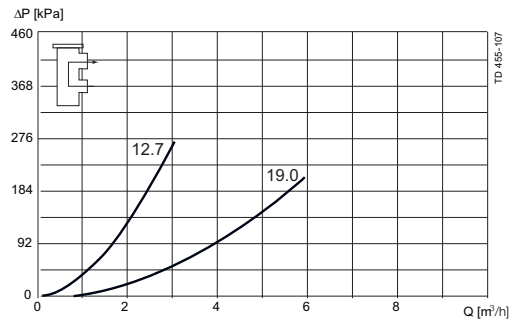
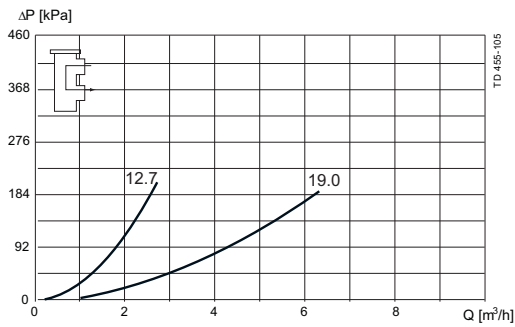
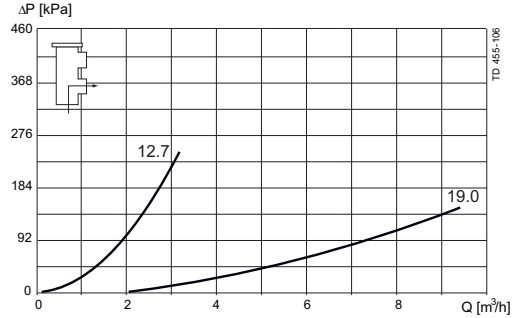
R 1/8" (BSP), internal thread.

## Pressure drop/capacity diagrams

### Stop valve



### Change-over valve



### Notel

For the diagrams the following applies:

Medium: Water (20°C)

Measurement: In accordance with VDI2173

Pressure drop can also be calculated in Anytime configurator.

Pressure drop can also be calculated with the following formula:

$$Q = K_v \times \sqrt{\Delta p}$$

Where

Q = Flow in m<sup>3</sup>/h.

K<sub>v</sub> = m<sup>3</sup>/h at a pressure drop of 1 bar (see table above).

Δ p = Pressure drop in bar over the valve.

Where

Q = Flow in m<sup>3</sup>/h.

K<sub>v</sub> = m<sup>3</sup>/h at a pressure drop of 1 bar (see table above).

Δ p = Pressure drop in bar over the valve.

2.5" shut-off valve, where K<sub>v</sub> = 111 (See table above).

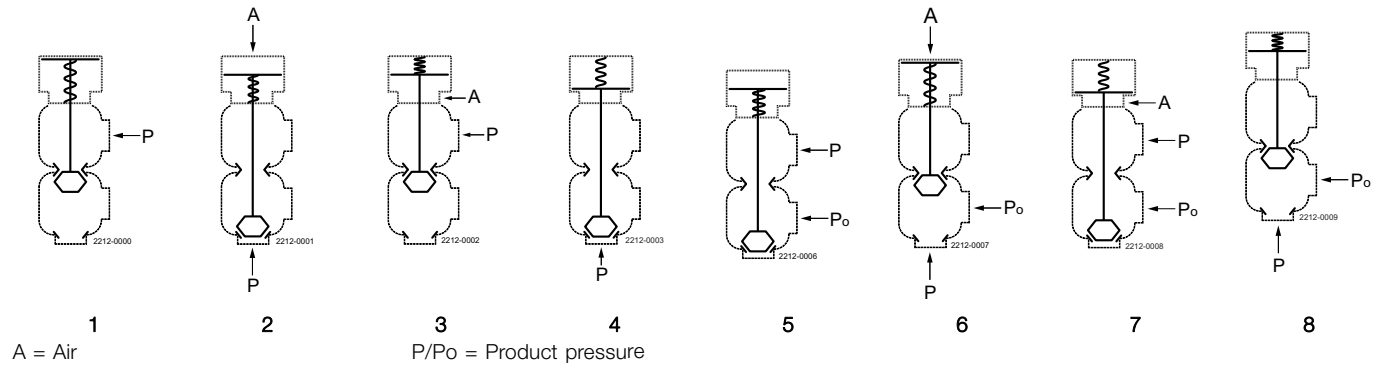
$$Q = K_v \times \sqrt{\Delta p}$$

$$40 = 111 \times \sqrt{\Delta p}$$

$$\Delta p = \left(\frac{40}{111}\right)^2 = 0.13 \text{ bar}$$

(This is approx. the same pressure drop by reading the y-axis above)

**Pressure data for Unique Small Single Seat Valve**



Actuator / Valve body combination and direction of pressure	Air pressure (bar)	Plug position	Max. pressure in bar without leakage at the valve seat	
			Valve size	
			DN/OD 12.7 mm	DN/OD 19 mm
1	2	NO	Min. 10.0	Min. 10.0
2	3	NO	2.0	-
	4	NO	Min. 10.0	3.0
3	2	NC	9.0	-
	3	NC	Min. 10.0	Min. 10.0
4	3	NC	Min. 10.0	Min. 10.0

The table shows the approx. static pressure (p) in bar against which the valve can open

Actuator / Valve body combination and direction of pressure	Air pressure (bar)	Plug position	Valve size	
			DN/OD 12.7 mm	DN/OD 19 mm
			5	2
6	3	NO	9.0	-
	4	NO	Min. 10.0	6.0
7	2	NC	-	Min. 10.0
8	2	NC	Min. 10.0	Min. 10.0





Alfa Laval reserves the right to change specifications without prior notification.

---

**How to contact Alfa Laval**

Contact details for all countries  
are continually updated on our website.  
Please visit [www.alfalaval.com](http://www.alfalaval.com) to  
access the information direct.