



Alfa Laval GJ A2

Optimal tank cleaning through 2" openings

Application

Designed to fit through a 5.08 cm (2") sanitary fitting, the Alfa Laval GJ A2 is ideal for retrofit applications to replace resource-heavy static spray balls and costly manual cleaning. Compact and efficient, the Alfa Laval GJ A2 can accommodate typical opening sizes while delivering the improved cleaning effectiveness and range of rotary impingement. The efficient and durable design is ideal for tank cleaning in hygienic environments such as food and beverage and personal care applications.

Working principle

The GJ range of high impact tank cleaning devices combine pressure and flow to create high impact cleaning jets. Cleaning occurs at the point at which the concentrated stream impacts the surface. It is this impact and the tangential force that radiates from that point which blasts contaminants from the surface, scouring the tank interior. In conjunction with this impact, the device is engineered to rotate in a precise, repeatable and reliable, 360° pattern. This full-coverage, global indexing pattern ensures the entire tank interior is cleaned, every time.



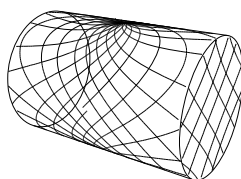
TECHNICAL DATA

Lubricant Self-lubricating
 Max. throw length 4 - 5 m.


Pressure

Working pressure 2.75 - 14 bar
 Recommended pressure 4 - 10 bar

Cleaning Pattern



First Cycle



Full Pattern

The above drawings show the cleaning pattern achieved on a cylindrical horizontal vessel. The difference between the first cycle and the full pattern represents the number of additional cycles available to increase the density of the cleaning.

Certificate

2.1 material certificate



PHYSICAL DATA

Materials

316L, PPS*, PTFE*, EPDM* (FKM* and FFKM*)
 * FDA compliance 21CFR§177

Temperature

Max. working temperature 95°C
 Max. ambient temperature 140°C

Weight 2.26 kg

Surface finish Ra 0.8 µm

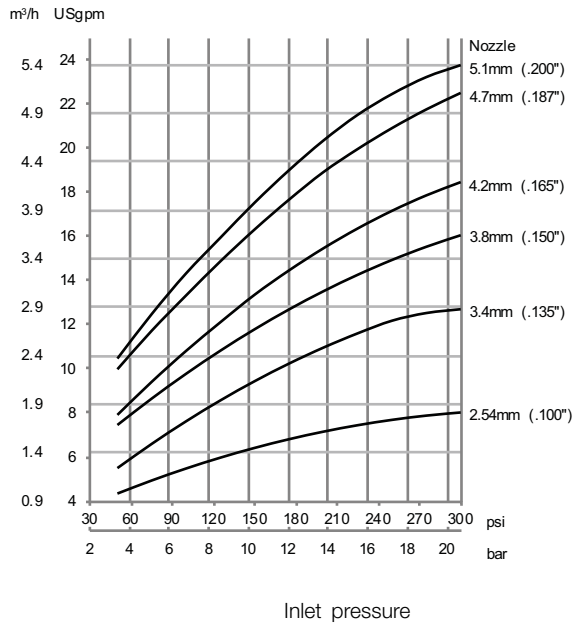
Connections

Standard thread 1" ISO 2852 Clamp
 Available option 3/4" NPT female Thread
 3/4" Rp female Thread
 ODØ38, 1/1½" ISO 2037
 Weld-on

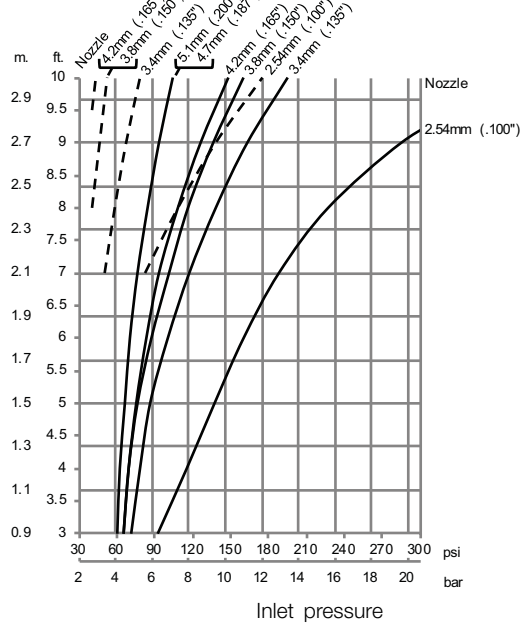
Caution

Avoid hydraulic shock, hard and abrasive particles in the cleaning liquid, as this can cause increased wear and/or damage of internal mechanisms. In general, a filter in the supply line is recommended. Do not use for gas evacuation or air dispersion. For steaming we refer to the manual.

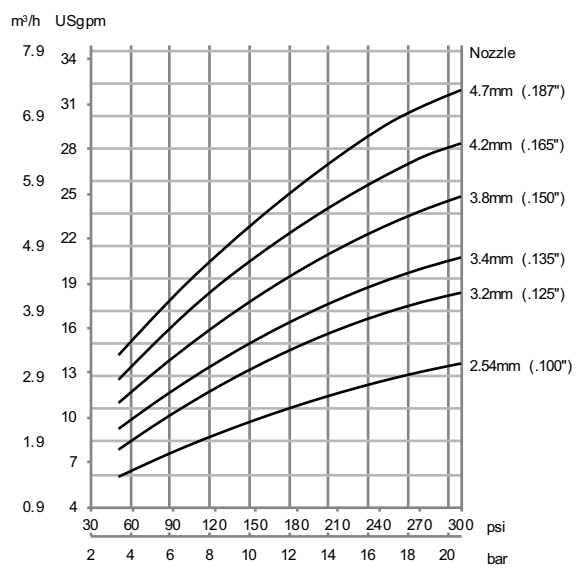
Flow Rate (2 nozzle)



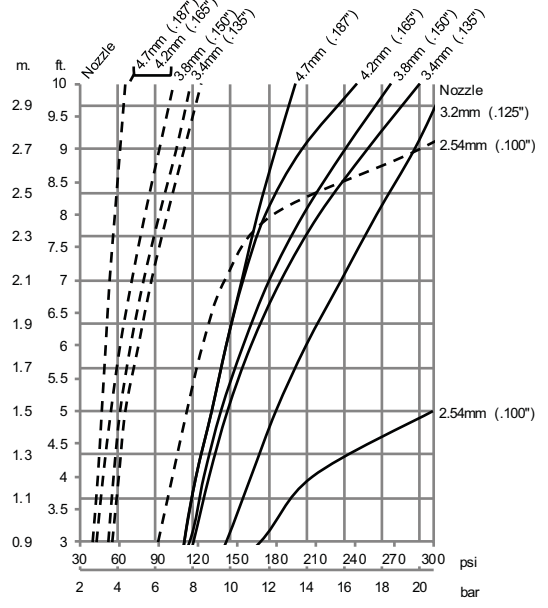
Impact Throw Length



Flow Rate (4 nozzle)

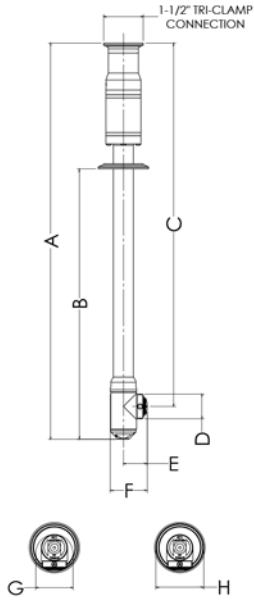


Impact Throw Length (4 nozzle)

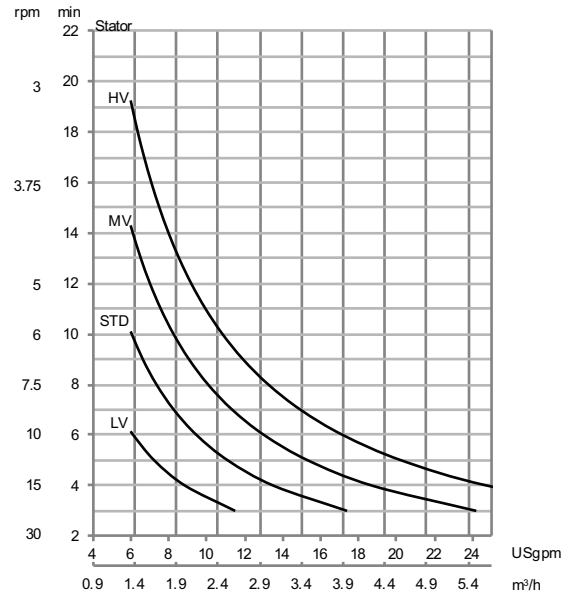


- - - Wetting, — Impact

Dimensions



Cleaning Time



	A	B	C	D	E	F	G	H
mm	503	343	431	31	30	47	47	61
in	19.8	13.5	18.1	1.2	1.2	1.9	1.9	2.4

Standard Design

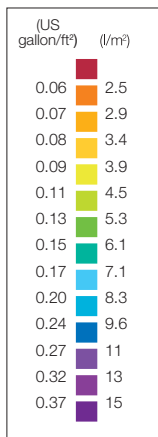
The choice of nozzle diameters can optimize jet impact length and flow rate at the desired pressure. As standard documentation, the Alfa Laval GJ A2 can be supplied with a "Declaration of Conformity" for material specifications.

TRAX simulation tool

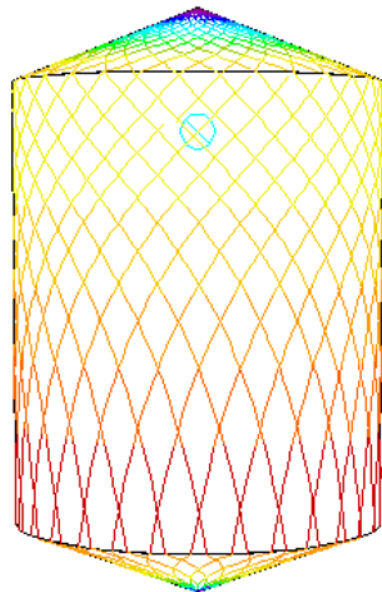
TRAX is a unique software that simulates how the Alfa Laval GJ A2 performs in a specific tank or vessel. The simulation gives information on wetting intensity, pattern mesh width and cleaning jet velocity. This information is used to determine the best location of the tank cleaning device and the correct combination of flow, time, and pressure to implement.

A TRAX demo containing different cleaning simulations covering a variety of applications can be used as a reference and documentation for tank cleaning applications. The TRAX demo is free and available upon request.


Wetting Intensity



TD 523-208



D2.2m(85"), H3.6m(140"), 2x3.81mm (2xØ3/16") Time = 2 min.



D2.2m(85"), H3.6m(140"), 2x3.81mm (2xØ3/16") Time = 8 min.

Alfa Laval reserves the right to change specifications without prior notification.

How to contact Alfa Laval

Contact details for all countries
are continually updated on our website.
Please visit www.alfalaval.com to
access the information direct.